

## DJE Gold & Stabilitätsfonds XP

Gold, equities and bonds for an absolute return strategy



### Fund Facts

ISIN	LU0344733745
WKN	A0NC62
Bloomberg	GLDSAFI LX
Reuters	LU0344733745.LUF
Asset Class	Fund CHF Moderate Allocation
Minimum Equity	25%
Partial Exemption of Income <sup>1</sup>	15%
Investment Company <sup>2</sup>	DJE Investment S.A.
Fund Management	DJE Kapital AG
Type of Share	payout <sup>2</sup>
Financial Year	01/01 - 31/12
Launch Date	01/04/2008
Fund Currency	CHF
Fund Size (07/05/2024)	199.74 million CHF
TER p.a. (29/12/2023) <sup>2</sup>	1.27%

This sub-fund/fund promotes ESG features in accordance with Article 8 of the Disclosure Regulation (EU Nr. 2019/2088).<sup>3</sup>

### Ratings & Awards<sup>4</sup> (30/04/2024)

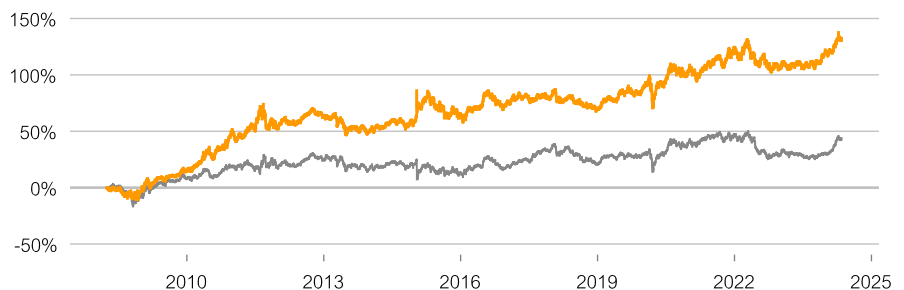
Morningstar Rating Overall<sup>5</sup> ★★★★★

### Investment Strategy

The DJE Gold & Stabilitätsfonds combines various asset classes in an investment strategy aimed at absolute return. The fund invests in precious metals, short-term bank deposits, equities from the sectors basic materials, health care, utilities, real estate, telecommunication and agriculture as well as in Swiss companies and investment grade government bonds. It may also invest in corporate bonds from the above-mentioned sectors. Up to 30% of the fund may invest in physical gold. The total investment in gold (directly or indirectly through certificates) may not exceed 49% of the fund's assets. The objective of the fund is to generate a steady return. The fund's currency is the Swiss Franc. However, the fund is managed from a Euro investors perspective, so the performance in Euro is taken into account.

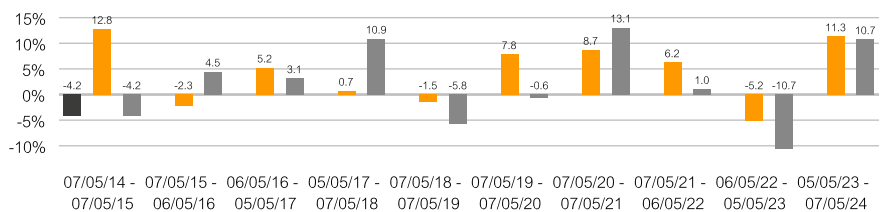
### Performance in % since inception (01/04/2008)

- DJE Gold & Stabilitätsfonds XP in EUR
- DJE Gold & Stabilitätsfonds XP in CHF



### Rolling Performance over 10 Years in % in CHF + EUR

- Fund (net) in consideration with the maximum issue surcharge of 0.00% in CHF
- Fund (gross) DJE Gold & Stabilitätsfonds XP in EUR
- Fund (gross) DJE Gold & Stabilitätsfonds XP in CHF



### Performance in %

	MTD	YTD	1 Yr	3 Yrs	5 Yrs	10 Yrs	SI
Fund in CHF	-0.01%	10.44%	10.74%	-0.06%	12.28%	21.06%	43.89%
Fund in CHF p.a.	-	-	-	-0.02%	2.34%	1.93%	2.29%
Fund in EUR	0.33%	5.05%	11.32%	12.08%	31.36%	50.98%	132.40%
Fund in EUR p.a.	-	-	-	3.87%	5.60%	4.20%	5.38%

Source for all performance data: Anevis Solutions GmbH, own illustration. As at: 07/05/2024.

The Funds are actively managed by DJE and, where a benchmark index is indicated, without reference to it. The presented charts and tables concerning performance are based on our own calculations according to the gross performance (BVI) method<sup>2</sup> and illustrate past development. Past performance is not indicative for future returns. The BVI method takes into account all costs incurred at the fund level (e.g. management fees), the net performance and the issue fee. Additional individual costs may be incurred at the customer level (e.g. custodian fees, commission and other charges). Model calculation (net): an investor wishes to purchase shares for Swiss Franc 1,000. With a maximum issue surcharge of 0.00%, he has to spend a one-off amount of Swiss Franc 0.00 when making the purchase. In addition, there may be custodian costs that reduce performance. The custodian costs are decided by your bank's price list and service charges

1 | The fiscal treatment depends on the personal circumstances of the respective client and can be subject of change in the future.

2 | see also on

([www.dje.de/DE\\_en/fonds/fondswissen/glossar](http://www.dje.de/DE_en/fonds/fondswissen/glossar))

3 | see also on ([www.dje.de/en-de/company/about-us/Invest-sustainably/](http://www.dje.de/en-de/company/about-us/Invest-sustainably/))

4 | Awards and many years of experience do not guarantee investment success. Sources on homepage (<https://www.dje.de/en-de/company/about-us/awards-ratings/2023/>)

5 | see page 4

## DJE Gold & Stabilitätsfonds XP

Gold, equities and bonds for an absolute return strategy



### Asset Allocation in % of Fund Volume

Stocks	38.53%
Bonds	30.27%
Commodities	29.67%
Cash	1.54%

As at: 30/04/2024.

The asset allocation may differ marginally from 100% due to the addition of rounded figures.

### Country allocation total portfolio (% NAV)

United States	63.10%
Germany	7.70%
United Kingdom	3.64%
France	3.37%
Switzerland	2.86%

As at: 30/04/2024.

### Average rating of the bonds in the portfolio: A-

As at: 07/05/2024. The figure refers to the bond portfolio including bond derivatives and cash.

### Fund Prices per 07/05/2024

Bid	135.40 CHF
Offer	136.75 CHF

### Fees<sup>1</sup>

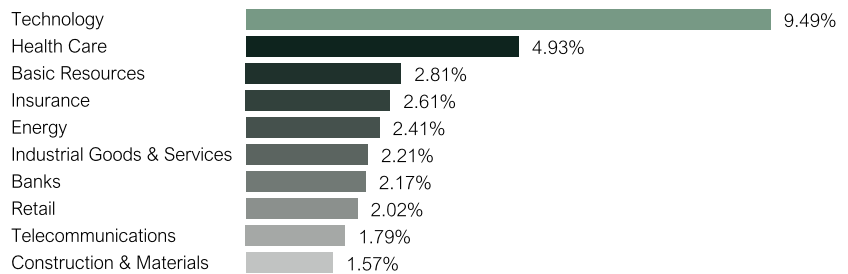
Initial Charge	0.00%
Management Fee p.a.	0.65%
Custodian Fee p.a.	0.07%

### Risk Class (SRI 1-7)<sup>1</sup>

Low Risk High Risk

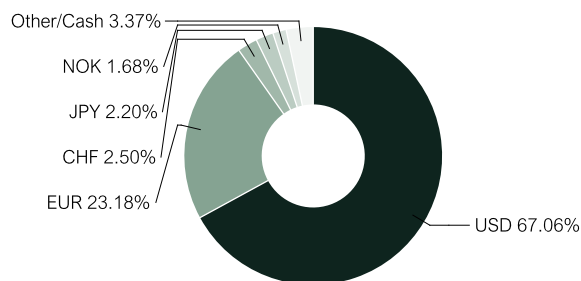
1	2	3	4	5	6	7
---	---	---	---	---	---	---

### Top 10 Equity Sectors in % of Fund Volume



As at: 30/04/2024.

### Currency Exposure (% NAV)



Data: Anevis Solutions GmbH, own illustration. As at: 30/04/2024. Note: Cash position is included here because it is not assigned to any country or currency.

### Top Ten Holdings in % of Fund Volume

Equity Portfolio	Portfolio ex Equities	
VISA INC-CLASS A SHARES	Goldbarren	29.66%
HOLCIM LTD	US TREASURY (3.50%)	2.15%
NOVO NORDISK A/S-B	BUONI POLIENNALI DEL TES (4.40%)	1.52%
DEUTSCHE BOERSE AG	FORTUM OYJ (2.1250%)	1.45%
NOVARTIS AG-REG	META PLATFORMS INC (3.50%)	1.36%
LINDE PLC	MARS INC (3.20%)	1.31%
TOTAL ENERGIES SE	ANGLO AMERICAN CAPITAL (4.75%)	1.05%
AMAZON.COM INC	NESTLE HOLDINGS INC (4.00%)	1.04%
ALPHABET INC-CL C	US TREASURY(2.125%)	1.01%
VERIZON COMMUNICATIONS INC	MCDONALD'S CORP (4.125%)	1.01%

As at: 30/04/2024. When buying a fund, one acquires shares in the said fund, which invests in securities such as shares and/or in bonds, but not the securities themselves.

### Risk Measures<sup>1</sup>

Standard Deviation (2 years)	7.58%	Maximum Drawdown (1 year)	-3.98%
Value at Risk (99% / 20 days)	-4.86%	Sharpe Ratio (2 years)	-0.03

As at: 07/05/2024.

### Target Group

#### The Fund is Suitable for Investors

- + with a medium to long-term investment horizon
- + who wish to focus their equity investments on physical precious metals as well as defensive value investments
- + who wish to minimise risk compared to a direct investment in gold

#### The Fund is not Suitable for Investors

- with a short-term investment horizon
- who seek safe returns
- who are not prepared to accept increased volatility and temporary losses

<sup>1</sup> | See Key Information Document (PRIIPs KID) under <https://www.dje.de/en-de/investment-funds/productdetail/LU0344733745#downloads>

# DJE Gold & Stabilitätsfonds XP

Gold, equities and bonds for an absolute return strategy



### Evaluation by MSCI ESG Research

MSCI ESG Rating (AAA-CCC)	AA
ESG Quality Score (0-10)	7.1
Environmental score (0-10)	6.1
Social score (0-10)	5.4
Governance score (0-10)	6.0
ESG Rating compared to Peer Group (100% = best value)	21.43%
Peer Group	Mixed Asset CHF Flexible (42 Funds)
ESG Coverage	62.07%
Weighted Average Carbon Intensity (tCO <sub>2</sub> e / \$M sales)	192.82



AAA	12.49%	BB	2.06%
AA	18.28%	B	1.83%
A	17.91%	CCC	0.00%
BBB	9.51%	Not Rated	37.93%

### ESG Rating What it means

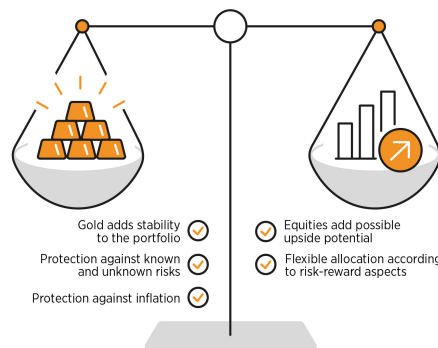
AAA, AA	<b>Leader:</b> The companies that the fund invests in show strong and/or improving management of financially relevant environmental, social and governance issues. These companies may be more resilient to disruptions arising from ESG events.
A, BBB, BB	<b>Average:</b> The fund invests in companies that show average management of ESG issues, or in a mix of companies with both above-average and below-average ESG risk management.
B, CCC	<b>Laggard:</b> The fund is exposed to companies that do not demonstrate adequate management of the ESG risks that they face, or show worsening management of these issues. These companies may be more vulnerable to disruptions arising from ESG events.
Not Rated	Companies in the fund's portfolio that are not yet rated by MSCI, but these are rated as part of our own analysis.

Source: MSCI ESG Research as at 30/04/2024  
 Information on the sustainability-relevant aspects of the funds can be found at [www.dje.de/en-de/company/about-us/Invest-sustainably/](http://www.dje.de/en-de/company/about-us/Invest-sustainably/)

### Investment Approach

The main focus of the DJE Gold & Stabilitätsfonds is gold investments. For generations, gold has been considered a reliable hedge against losses arising from economic crises and in times of rapid inflation. The portfolio also includes dividend-yielding equities, with defensive business models for low-risk diversification. The fund management selects primarily companies with a good asset base, and which have a proven-track record of stable performance even in volatile market phases. In fixed income, the fund only invests in bonds with investment grade ratings. The investment strategy of the DJE Gold & Stabilitätsfonds fund is flexible to adapt to constantly changing market conditions. Foreign currency risks may be hedged.

### Active and flexible asset class management



Source: DJE Kapital AG. For illustrative purposes only.

### Opportunities

- + Investments in gold should have additional potential given the precious metal's role as a monetary stabiliser in politically, socially and economically uncertain times
- + Under-investment by private and institutional investors and emerging market central banks with strong foreign currency reserves in the asset class of gold
- + Attractive initial investment level for global dividend and value stocks

### Risks

- Equity prices may exhibit relatively strong fluctuations depending on market conditions
- Currency risks resulting from the portfolio's foreign (non-EUR) investments
- Investment in physical precious metals is subject to fluctuations
- Price risks for bonds, particularly when interest rates on the capital markets rise

## DJE Gold & Stabilitätsfonds XP

Gold, equities and bonds for an absolute return strategy



### Fund Manager



**Stefan Breintner**

Responsible Since 01/01/2010

Stefan Breintner is Head of Research & Portfolio Management and, as an analyst, is responsible for the basic materials, chemicals, energy and construction & materials sectors. Since 2019, he has also been co-fund manager of DJE's dividend strategies. The business economist has been with DJE since 2005.

### DJE Kapital AG

DJE Kapital AG is part of the DJE Group, can draw on around 50 years of experience in asset management and is today one of the leading bank-independent financial service providers in German-speaking Europe. Our investment strategy, both in equities and bonds, is based on the FMM method developed in-house: a systematic analysis which takes three views on securities and the financial markets – fundamental, monetary and market-technical. DJE follows sustainability criteria when selecting securities, takes into account selected sustainable development goals, avoids or reduces adverse sustainability impacts and is a signatory to the United Nations "Principles for Responsible Investment".

Signatory of:



### Contact

DJE Investment S.A.  
+352 2692522-0  
info@dje.lu  
www.dje.lu

DJE Kapital AG  
+49 89 790453-0  
info@dje.de  
www.dje.de

### Monthly Commentary

In March, the DJE Gold & Stabilitätsfonds rose by 6.69% in the fund currency, Swiss francs. In euro terms, the fund rose by 4.45% due to the depreciation of the Swiss franc against the euro. The troy ounce rose in price in March by 9.08% to USD 2,229.87 and by 9.02% to EUR 2,061.47. Including this development, gold rose by 8.1% in USD or 10.3% in EUR in the first quarter of 2024 and reached a new record high. Continued demand from central banks had a positive effect, especially from China, where the People's Bank of China (PBOC) further expanded its gold purchases. Demand for jewelry has also increased again in China since the beginning of the year, which is probably due to the fact that investment alternatives such as the Chinese stock and real estate markets still do not appear particularly attractive for investments. Gold was also supported by statements from members of the US Federal Reserve that three key interest rate cuts were still likely for the current year. Although the timing and extent of interest rate cuts remains uncertain, historically, low interest rates have proven to be positive for gold prices. The gold quota rose slightly from 29.90% to 30.26%. The global stock index MSCI World (including dividends) rose by 3.22% in March. All subsectors of the index performed positively in March. The strongest gains came from the energy and building materials & materials sectors (both overweight in the fund) and utilities (underweight in the fund). The sector allocation thus had a positive effect on the fund price development compared to the world stock index. The fund management increased the equity quota from 37.92% to 38.71%. On the bond side, the fund was able to benefit primarily from the reduced risk premiums on high-quality corporate bonds, while high-quality government bonds predominantly developed sideways. The fund's bond ratio remained almost unchanged at 30.05% (previous month: 30.71%). Liquidity fell from 1.47% to 0.98%.

### Legal Information

This is a marketing advertisement. Please read the prospectus of the relevant fund and the KIID before making a final investment decision. It also contains detailed information on opportunities and risks. These documents can be obtained free of charge in German at [www.dje.de](http://www.dje.de) under the relevant fund. A summary of investor rights can be accessed in German free of charge in electronic form on the website at [www.dje.de/summary-of-investor-rights](http://www.dje.de/summary-of-investor-rights). The Funds described in this Marketing Announcement may have been notified for distribution in different EU Member States. Investors should note that the relevant management company may decide to discontinue the arrangements it has made for the distribution of the units of your funds in accordance with Directive 2009/65/EC and Article 32a of Directive 2011/61/EU. All information published here is for your information only, is subject to change and does not constitute investment advice or any other recommendation. The sole binding basis for the acquisition of the relevant fund is the above-mentioned documents in conjunction with the associated annual report and/or the semi-annual report. The statements contained in this document reflect the current assessment of DJE Kapital AG. The opinions expressed may change at any time without prior notice. All information in this overview has been provided with due care in accordance with the state of knowledge at the time of preparation. However, no guarantee or liability can be assumed for the correctness and completeness.

5 | Morningstar, Inc. All Rights Reserved. The information contained herein: (1) is proprietary to Morningstar and/or its content providers; (2) may not be copied or distributed; and (3) is not warranted to be accurate, complete or timely. Neither Morningstar nor its content providers are responsible for any damages or losses arising from any use of this information. Past performance is no guarantee of future results.